



**Electrolux**  
PROFESSIONAL

**Modular Cooking Range Line**  
**thermaline 80 - 25 lt Well Freestanding**  
**Electric Pasta Cooker, 1 Side with**  
**Backsplash, H=700**

ITEM # \_\_\_\_\_

MODEL # \_\_\_\_\_

NAME # \_\_\_\_\_

SIS # \_\_\_\_\_

AIA # \_\_\_\_\_



**588206 (MAKCEBDDAO)**

20lt electric Pasta Cooker,  
one-side operated with  
backsplash

### Short Form Specification

**Item No.** \_\_\_\_\_

Unit constructed according to DIN 18860\_2 with 20 mm drop nose top and 70 mm recessed plinth. Internal frame for heavy duty sturdiness in stainless steel. 2 mm top in 1.4301 (AISI 304). Flat surface construction, easily cleanable. THERMODUL connection system enables seamless worktop when units are connected and avoids soil penetrating. Appliance which can also be used to cook noodles of every kind, rice, dumplings and vegetables. Water basin in 1.4435 (AISI 316L) stainless steel, with automatic constant water level re-fill and water temperature regulation via sensors. Integrated drip tray to drain baskets. Compatible with automatic basket lifting system to facilitate lifting operations. Safety systems and automatic low-water level shut-off protect against overheating. All-round basin raised edges to protect against soil infiltration. Standby function saves energy and quickly recovers maximum power. Metal knobs with embedded hygienic silicon "soft" grip enable easier handling and cleaning. IPX5 water resistant certification.

Configuration: Freestanding, one-side operated with backsplash.

### Main Features

- All major components may be easily accessed from the front.
- THERMODUL connection system creates a seamless work top when units are connected to each other thus avoiding soil penetrating vital components and facilitating the removal of units in case of replacement or service.
- Metal knobs with embedded hygienic "soft-touch" grip for easier handling and cleaning. The special design of the controls prevents infiltration of liquids or soil into vital components.
- Constant water level refill.
- Automatic low-water level shut-off: no accidental over-heating.
- In addition to cooking pasta, the appliance can be used for noodles of every kind, rice, dumplings and vegetables.
- Easy to clean basin with rounded corners.
- Large visible digital display manufactured in tempered glass to resist heat and chemicals, showing temperatures or power settings. The display also shows on/off status of the appliance and on/off status of the heating elements.
- Raised edge all around the well to protect from infiltration of dirt from worktop.
- Safety systems protect against overtemperature and can be manually reset.
- Automatic two-speed water refill regulated by water level sensor at maxim or minimum volume.
- Water temperature controlled by electronic sensor and can be selected as either temperature or power levels.
- Possibility of food re-generation thanks to electronic temperature control.

### Construction

- 2 mm top in 1.4301 (AISI 304).
- Unit constructed according to DIN 18860\_2 with 20 mm drop nose top and 70 mm recessed plinth.
- Flat surface construction with minimal hidden areas to easily clean all surfaces
- IPX5 water resistance certification.
- Water basin in 1.4435 (AISI 316L) stainless steel is seamlessly welded into the top of the appliance.
- Internal frame for heavy duty sturdiness in stainless steel.

### Sustainability

- Standby function for energy saving and fast



**APPROVAL:** \_\_\_\_\_



Experience the Excellence  
[www.electroluxprofessional.com](http://www.electroluxprofessional.com)

recovery of maximum power.

### Optional Accessories

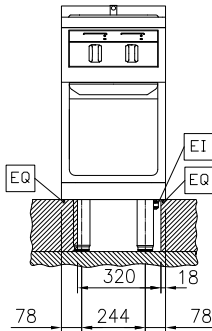
• Connecting rail kit for appliances with backsplash, 800mm	PNC 912497	<input type="checkbox"/>	• Side reinforced panel only in combination with side shelf, for against the wall installations, left	PNC 913263	<input type="checkbox"/>
• Portioning shelf, 400mm width	PNC 912522	<input type="checkbox"/>	• Side reinforced panel only in combination with side shelf, for against the wall installations, right	PNC 913265	<input type="checkbox"/>
• Portioning shelf, 400mm width	PNC 912552	<input type="checkbox"/>	• Filter W=400mm	PNC 913663	<input type="checkbox"/>
• Folding shelf, 300x800mm	PNC 912577	<input type="checkbox"/>	• Stainless steel dividing panel, 800x700mm, (it should only be used between Electrolux Professional thermaline Modular 80 and thermaline C80)	PNC 913668	<input type="checkbox"/>
• Folding shelf, 400x800mm	PNC 912578	<input type="checkbox"/>	• Stainless steel side panel, 800x700mm, flush-fitting (it should only be used against the wall, against a niche and in between Electrolux Professional thermaline and ProThermetic appliances and external appliances - provided that these have at least the same dimensions)	PNC 913684	<input type="checkbox"/>
• Fixed side shelf, 200x800mm	PNC 912583	<input type="checkbox"/>			
• Fixed side shelf, 300x800mm	PNC 912584	<input type="checkbox"/>			
• Fixed side shelf, 400x800mm	PNC 912585	<input type="checkbox"/>			
• Stainless steel front kicking strip, 400mm width	PNC 912630	<input type="checkbox"/>			
• Stainless steel side kicking strip left and right, against the wall, 800mm width	PNC 912658	<input type="checkbox"/>			
• Stainless steel side kicking strip left and right, back-to-back, 1610mm width	PNC 912661	<input type="checkbox"/>			
• Stainless steel plinth, against wall, 400mm width	PNC 912840	<input type="checkbox"/>			
• Connecting rail kit for appliances with backsplash: modular 80 (on the left), ProThermetic tilting (on the right), ProThermetic stationary (on the left) to ProThermetic tilting (on the right)	PNC 912977	<input type="checkbox"/>			
• Connecting rail kit for appliances with backsplash: modular 80 (on the right), ProThermetic tilting (on the left), ProThermetic stationary (on the right) to ProThermetic tilting (on the left)	PNC 912978	<input type="checkbox"/>			
• Back panel, 400x700mm, for units with backsplash	PNC 913009	<input type="checkbox"/>			
• 1 basket for 20lt pasta cooker	PNC 913036	<input type="checkbox"/>			
• Stainless steel panel, 800x700mm, against wall, left side	PNC 913093	<input type="checkbox"/>			
• Stainless steel panel, 800x700mm, against the wall, right side	PNC 913097	<input type="checkbox"/>			
• Endrail kit, flush-fitting, with backsplash, left	PNC 913113	<input type="checkbox"/>			
• Endrail kit, flush-fitting, with backsplash, right	PNC 913114	<input type="checkbox"/>			
• 2 baskets for 20lt pasta cooker	PNC 913135	<input type="checkbox"/>			
• 4 baskets for 20lt pasta cooker	PNC 913136	<input type="checkbox"/>			
• 2 baskets for 20lt pasta cooker	PNC 913137	<input type="checkbox"/>			
• Support frame for 4 baskets for 20lt pasta cooker	PNC 913138	<input type="checkbox"/>			
• Lid for 20lt pasta cooker	PNC 913148	<input type="checkbox"/>			
• Endrail kit (12.5mm) for thermaline 80 units with backsplash, left	PNC 913204	<input type="checkbox"/>			
• Endrail kit (12.5mm) for thermaline 80 units with backsplash, right	PNC 913205	<input type="checkbox"/>			
• U-clamping rail for back-to-back installations with backsplash (to be ordered as S-code)	PNC 913226	<input type="checkbox"/>			
• Insert profile D=800mm	PNC 913230	<input type="checkbox"/>			
• Energy optimizer kit 14A - factory fitted	PNC 913244	<input type="checkbox"/>			



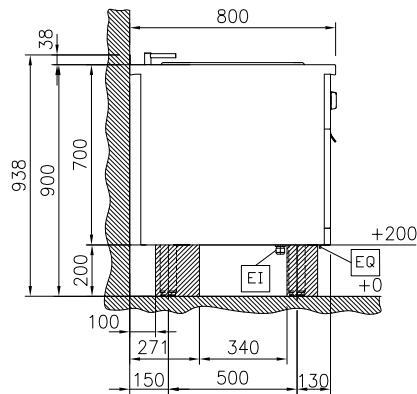
**Electrolux**  
PROFESSIONAL

**Modular Cooking Range Line**  
**thermaline 80 - 25 lt Well Freestanding Electric**  
**Pasta Cooker, 1 Side with Backsplash, H=700**

Front

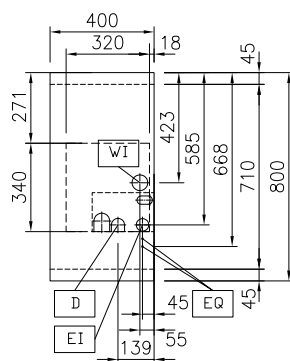


Side



D = Drain  
EI = Electrical inlet (power)  
EQ = Equipotential screw  
WI = Water inlet

Top



**Electric**

Supply voltage: 400 V/3N ph/50/60 Hz  
Electrical power, max: 6 kW  
Total Watts: 6 kW

**Water:**

Incoming Cold/hot Water line size: 3/4"  
Drain line size: 1"

**Key Information:**

Number of wells: 1  
Usable well dimensions (width): 250 mm  
Usable well dimensions (height): 330 mm  
Usable well dimensions (depth): 400 mm  
Well capacity: 18 lt MIN; 20 lt MAX  
Thermostat Range: 40 °C MIN; 90 °C MAX  
External dimensions, Width: 400 mm  
External dimensions, Depth: 800 mm  
External dimensions, Height: 700 mm  
Net weight: 63 kg  
Configuration: On Base; One-Side Operated

**Sustainability**

Current consumption: 8.7 Amps



Modular Cooking Range Line  
thermaline 80 - 25 lt Well Freestanding Electric Pasta Cooker, 1 Side  
with Backsplash, H=700  
The company reserves the right to make modifications to the products  
without prior notice. All information correct at time of printing.

2025.07.17

## Optional Accessories

- |   |            |                          |   |            |                          |
|---|------------|--------------------------|---|------------|--------------------------|
| • Connecting rail kit for appliances with backsplash, 800mm   | PNC 912497 | <input type="checkbox"/> | • Insert profile D=800mm  | PNC 913230 | <input type="checkbox"/> |
| • Portioning shelf, 400mm width   | PNC 912522 | <input type="checkbox"/> | • Energy optimizer kit 14A - factory fitted   | PNC 913244 | <input type="checkbox"/> |
| • Portioning shelf, 400mm width   | PNC 912552 | <input type="checkbox"/> | • Side reinforced panel only in combination with side shelf, for against the wall installations, left   | PNC 913263 | <input type="checkbox"/> |
| • Folding shelf, 300x800mm  | PNC 912577 | <input type="checkbox"/> | • Side reinforced panel only in combination with side shelf, for against the wall installations, right  | PNC 913265 | <input type="checkbox"/> |
| • Folding shelf, 400x800mm  | PNC 912578 | <input type="checkbox"/> | • Filter W=400mm  | PNC 913663 | <input type="checkbox"/> |
| • Fixed side shelf, 200x800mm   | PNC 912583 | <input type="checkbox"/> | • Stainless steel dividing panel, 800x700mm, (it should only be used between Electrolux Professional thermaline Modular 80 and thermaline C80)  | PNC 913668 | <input type="checkbox"/> |
| • Fixed side shelf, 300x800mm   | PNC 912584 | <input type="checkbox"/> | • Stainless steel side panel, 800x700mm, flush-fitting (it should only be used against the wall, against a niche and in between Electrolux Professional thermaline and ProThermetic appliances and external appliances - provided that these have at least the same dimensions) | PNC 913684 | <input type="checkbox"/> |
| • Fixed side shelf, 400x800mm   | PNC 912585 | <input type="checkbox"/> |   |            |                          |
| • Stainless steel front kicking strip, 400mm width  | PNC 912630 | <input type="checkbox"/> |   |            |                          |
| • Stainless steel side kicking strip left and right, against the wall, 800mm width  | PNC 912658 | <input type="checkbox"/> |   |            |                          |
| • Stainless steel side kicking strip left and right, back-to-back, 1610mm width   | PNC 912661 | <input type="checkbox"/> |   |            |                          |
| • Stainless steel plinth, against wall, 400mm width   | PNC 912840 | <input type="checkbox"/> |   |            |                          |
| • Connecting rail kit for appliances with backsplash: modular 80 (on the left), ProThermetic tilting (on the right), ProThermetic stationary (on the left) to ProThermetic tilting (on the right) | PNC 912977 | <input type="checkbox"/> |   |            |                          |
| • Connecting rail kit for appliances with backsplash: modular 80 (on the right), ProThermetic tilting (on the left), ProThermetic stationary (on the right) to ProThermetic tilting (on the left) | PNC 912978 | <input type="checkbox"/> |   |            |                          |
| • Back panel, 400x700mm, for units with backsplash  | PNC 913009 | <input type="checkbox"/> |   |            |                          |
| • 1 basket for 20lt pasta cooker  | PNC 913036 | <input type="checkbox"/> |   |            |                          |
| • Stainless steel panel, 800x700mm, against wall, left side   | PNC 913093 | <input type="checkbox"/> |   |            |                          |
| • Stainless steel panel, 800x700mm, against the wall, right side  | PNC 913097 | <input type="checkbox"/> |   |            |                          |
| • Endrail kit, flush-fitting, with backsplash, left   | PNC 913113 | <input type="checkbox"/> |   |            |                          |
| • Endrail kit, flush-fitting, with backsplash, right  | PNC 913114 | <input type="checkbox"/> |   |            |                          |
| • 2 baskets for 20lt pasta cooker   | PNC 913135 | <input type="checkbox"/> |   |            |                          |
| • 4 baskets for 20lt pasta cooker   | PNC 913136 | <input type="checkbox"/> |   |            |                          |
| • 2 baskets for 20lt pasta cooker   | PNC 913137 | <input type="checkbox"/> |   |            |                          |
| • Support frame for 4 baskets for 20lt pasta cooker   | PNC 913138 | <input type="checkbox"/> |   |            |                          |
| • Lid for 20lt pasta cooker   | PNC 913148 | <input type="checkbox"/> |   |            |                          |
| • Endrail kit (12.5mm) for thermaline 80 units with backsplash, left  | PNC 913204 | <input type="checkbox"/> |   |            |                          |
| • Endrail kit (12.5mm) for thermaline 80 units with backsplash, right   | PNC 913205 | <input type="checkbox"/> |   |            |                          |
| • U-clamping rail for back-to-back installations with backsplash (to be ordered as S-code)  | PNC 913226 | <input type="checkbox"/> |   |            |                          |